

Maths Year 4

Revision Pack



ALPHANUMS
WHERE IT ALL BEGINS

Practice makes Perfect

Name: _____

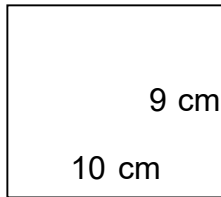
Date: _____

Perimeter

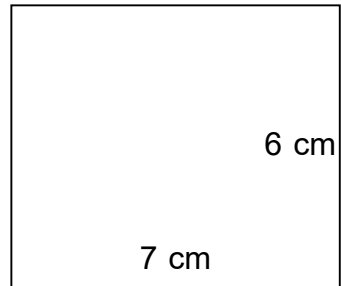
Measuring the perimeter of a rectilinear figure

A) Find the perimeter.

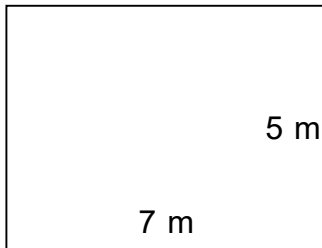
1)



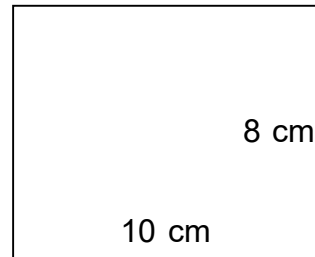
2)



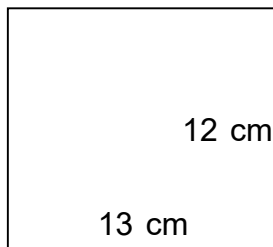
3)



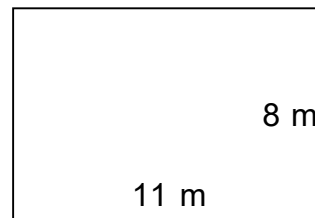
4)



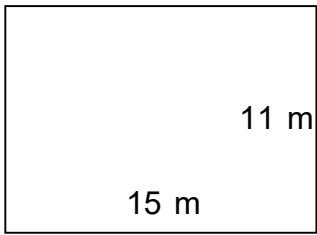
5)



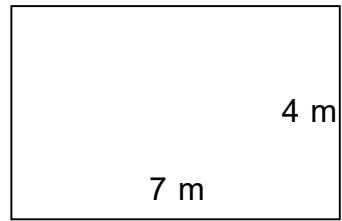
6)



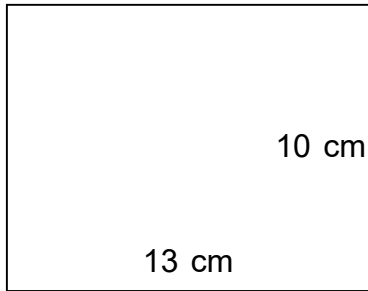
7)



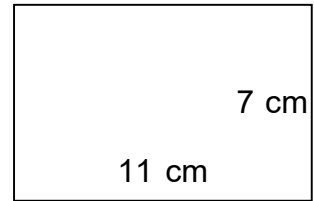
8)



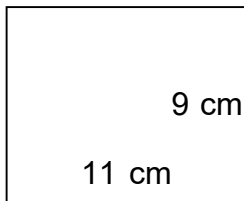
9)



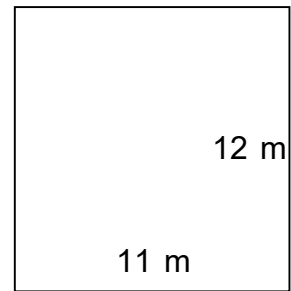
10)



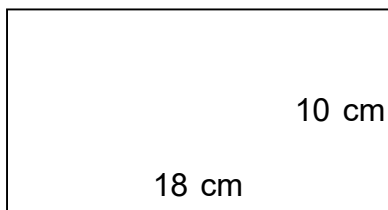
11)



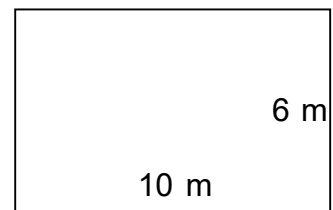
12)



13)



14)



Name: _____

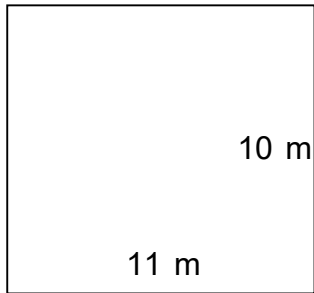
Date: _____

Perimeter

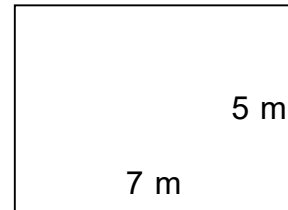
Measuring the perimeter of a rectilinear figure

B) Find the perimeter.

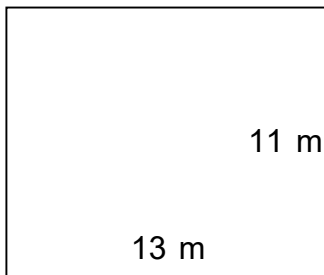
1)



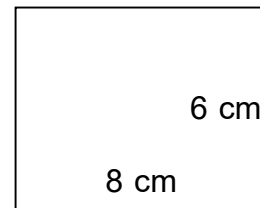
2)



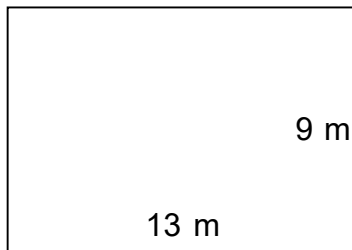
3)



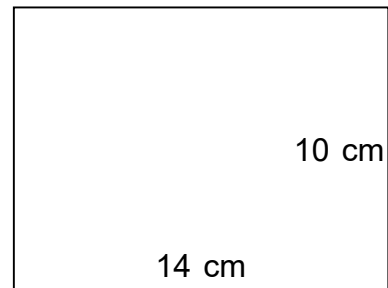
4)



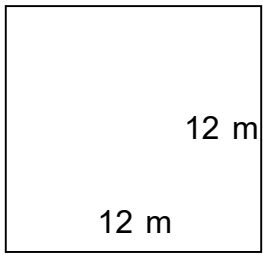
5)



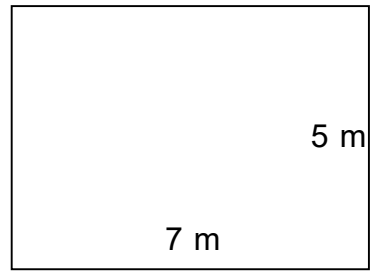
6)



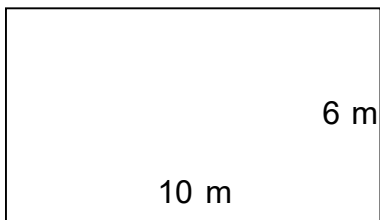
7)



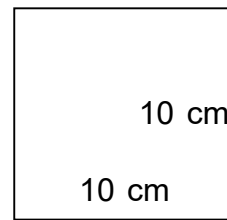
8)



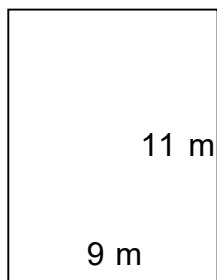
9)



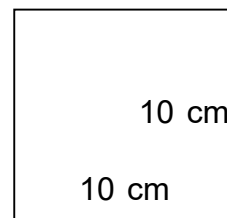
10)



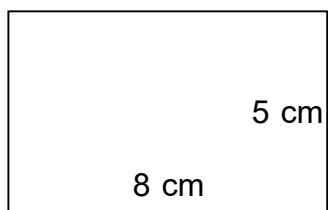
11)



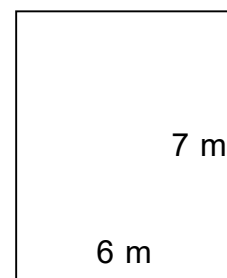
12)



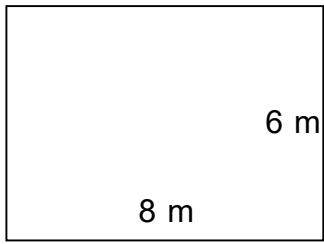
13)



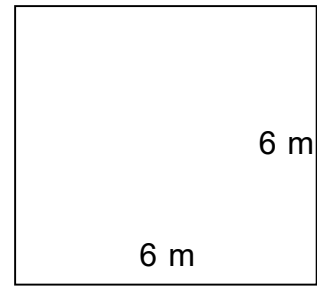
14)



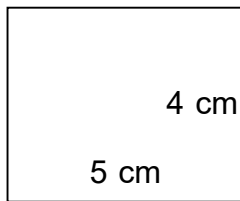
15)



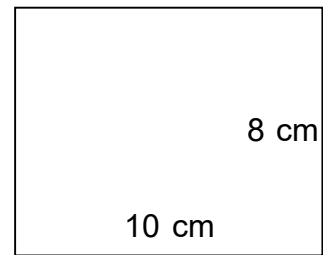
16)



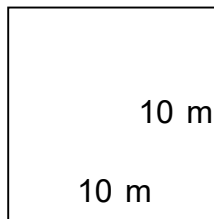
17)



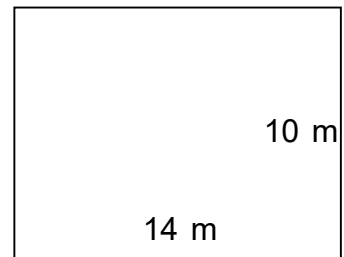
18)



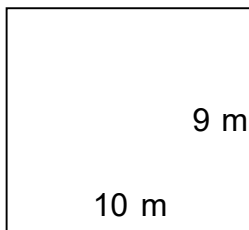
19)



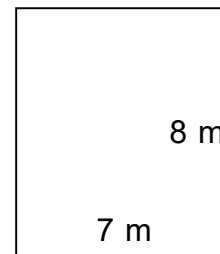
20)



21)



22)



Perimeter

Measuring the perimeter of a rectilinear figure



ANSWERS

Page 1-2: A)

- | | | | | | |
|----------|----------|---------|----------|----------|----------|
| 1. P=38 | 2. P=26 | 3. P=24 | 4. P=36 | 5. P=50 | 6. P=38 |
| 7. P=52 | 8. P=22 | 9. P=46 | 10. P=36 | 11. P=40 | 12. P=46 |
| 13. P=56 | 14. P=32 | | | | |

Page 3-5: B)

- | | | | | | |
|----------|----------|----------|----------|----------|----------|
| 1. P=42 | 2. P=24 | 3. P=48 | 4. P=28 | 5. P=44 | 6. P=48 |
| 7. P=48 | 8. P=24 | 9. P=32 | 10. P=40 | 11. P=40 | 12. P=40 |
| 13. P=26 | 14. P=26 | 15. P=28 | 16. P=24 | 17. P=18 | 18. P=36 |
| 19. P=40 | 20. P=48 | 21. P=38 | 22. P=30 | | |